
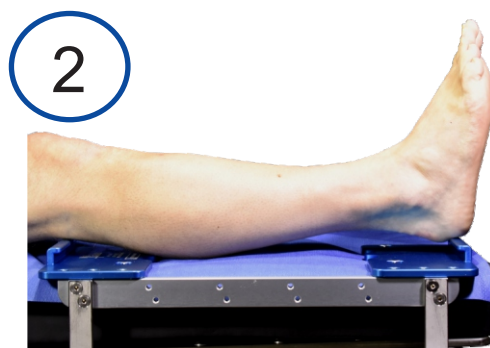


Instructions For Use



- 1
- Adjust down bar position if necessary to avoid gaps in table rail.
 - Clamp base on table rail using standard rail clamps. (recommend Sterris BF13-300)




- 2
- Align patient's leg with proximal plate behind the knee.




- 3
- Drape patient and table surface according to hospital protocol.




- 4
- Tuck drape under operative leg to allow slack for flexion adjustment.



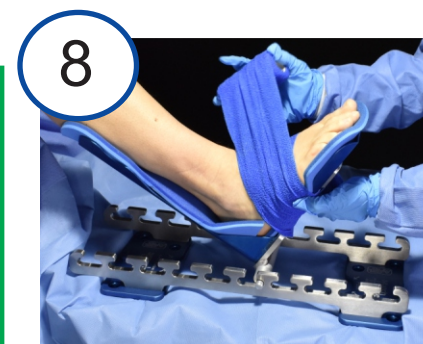
- 5
- Tip upper distal support plate and ease into place, allowing loose drape to wrap around edge of plate.



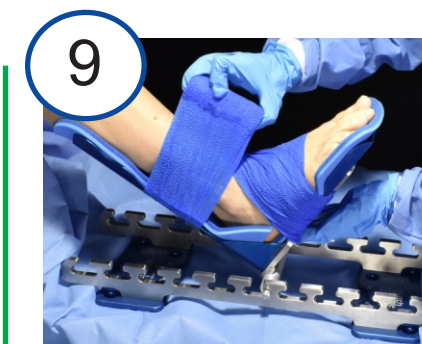
- 6
- Lower proximal end of Main Rail and ease onto base plate allowing loose drape to wrap around edge of plate.




- 7
- Place foot holder pad between patient and foot holder.
 - Ensure pad covers top edge of foot holder.



- 8
- Secure foot holder to patient using cohesive bandage. Place several wraps around foot before proceeding to ankle.

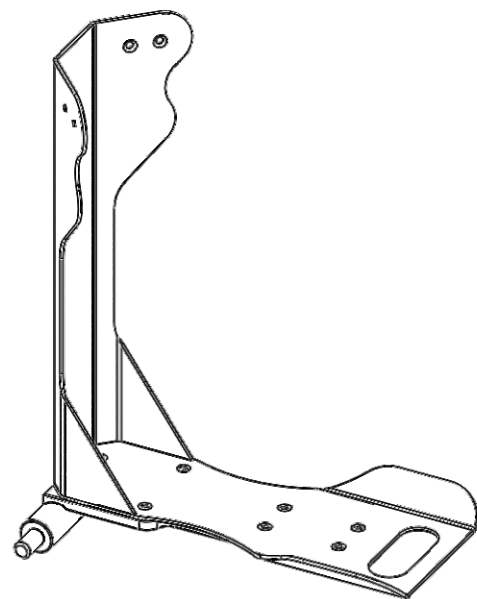


- 9
- When wrapping ankle, optimal location for wrap is at side recesses.

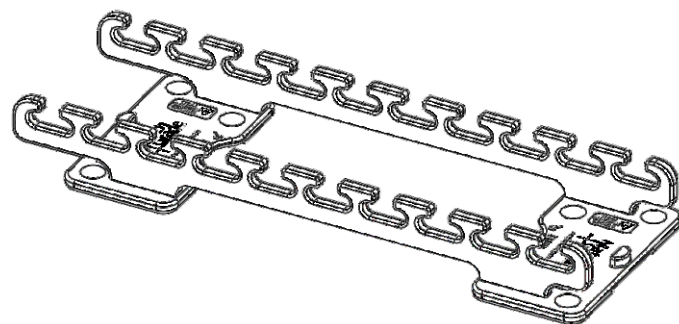


- 10
- Insert foot holder into ladder rails at desired flexion angle.

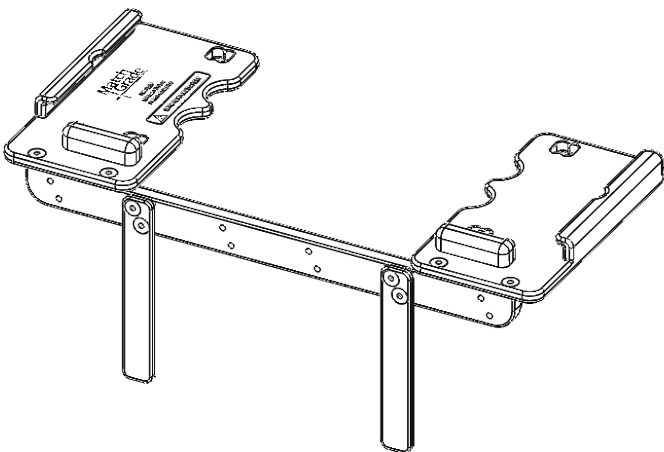
The Ladderloc Standard Kit Includes:



Ladderloc Foot Holder
P/N#: SR900



Ladder System
P/N#: LL100



Fieldloc Base
P/N#: SR500

ACCEPTANCE OF TERMS AND CONDITIONS OF USE. By choosing to use the Ladderloc Leg Positioning System, the user agrees to be bound by these Terms and Conditions of Use as supplied with the Ladderloc when delivered. A copy of the Instructions For Use along with the Terms and Conditions of Use is available from Match Grade Medial.

NOT REQUIRED FOR USE. The Ladderloc Leg Positioning System is not necessary for the successful completion of surgery. The choice to use the Ladderloc is at the full discretion of the surgeon to aid in the convenience of repeatable and stable positioning of patient's lower extremities. Match Grade Medical makes no claims that the use of the Ladderloc will in any way improve the outcome of the surgery, nor will the decision to discontinue use of the Ladderloc Leg Positioning System detract from the outcome of the surgery.

LIMITATION OF WARRANTY. THERE ARE NO WARRANTIES, EXPRESS OR IMPLIED, THAT EXTEND BEYOND THE DESCRIPTION OF THE PRODUCTS, INCLUDING ANY IMPLIED WARRANTY OF MERCHANTABILITY OR WARRANTY OF FITNESS FOR A PARTICULAR PURPOSE. However, Seller warrants that the Products delivered shall conform to the grade and quantity specified in applicable documents published by Match Grade Medical.

LIMITATION OF LIABILITY. SELLER'S LIABILITY SHALL BE LIMITED TO THE COST OF REPLACING DULY REJECTED PRODUCTS TO THE POINT OF DELIVERY AS SPECIFIED IN THE ORDER ACKNOWLEDGMENT WITHIN A REASONABLE PERIOD OF TIME FOLLOWING THE ISSUE OF RETURN MATERIAL AUTHORIZATION BY MATCH GRADE MEDICAL. UNDER NO CIRCUMSTANCES SHALL SELLER BE LIABLE TO BUYER FOR CONSEQUENTIAL OR INCIDENTAL DAMAGES, OF ANY NATURE WHATSOEVER, ARISING FROM NONCONFORMITY OF PRODUCTS OR DELAY IN SHIPMENT, OR ANY OTHER BREACH BY SELLER.

EXCLUSIVE REMEDY. Buyer's sole and exclusive remedy for breach of any warranty hereunder is the repair or replacement of any defective goods or services by Match Grade Medical at the discretion of Match Grade Medical. Under no circumstances shall the Match Grade Medical be liable for any value in excess of the purchase price of the goods or service.

GENERAL. The rights and obligations of the parties under the Terms and Conditions of Use shall be governed by the laws of the State of Wisconsin, U.S.A. in effect as of the date of the initial delivery, including without limitation the provisions of the Wisconsin Uniform Commercial Code, but without regard to conflicts of law principles. If any provision of the Terms and Conditions of Use is determined by any court or arbitrator to be unenforceable, the provision shall be deleted, and the balance of the Terms and Conditions of Use shall be binding upon the parties.